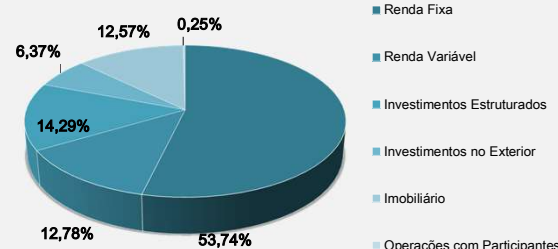
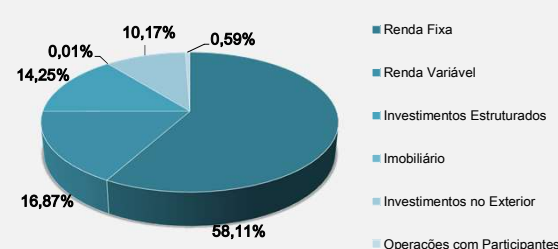


## CARTEIRA DOS INVESTIMENTOS

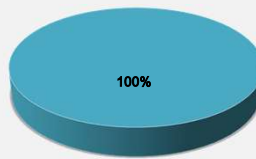
PCA	Valor em R\$ Mil	Mensal	Anual	% da Carteira	Alocação PI	PORTFÓLIO
<b>Renda Fixa</b>	<b>450.179</b>	<b>0,49%</b>	<b>3,24%</b>	<b>53,74%</b>	<b>51,80%</b>	
ALM	358.879	0,49%	3,62%	42,84%	-	
CDI	64.714	0,26%	1,70%	7,73%	-	
Créditos	25.245	0,98%	0,98%	3,01%	-	
Outros	1.329	0,18%	1,48%	0,16%	-	
<b>Renda Variável</b>	<b>107.058</b>	<b>10,16%</b>	<b>-16,56%</b>	<b>12,78%</b>	<b>15,00%</b>	
Valor	107.061	10,17%	-16,56%	12,78%	-	
<b>Investimentos Estruturados</b>	<b>119.703</b>	<b>1,47%</b>	<b>-12,26%</b>	<b>14,29%</b>	<b>15,80%</b>	
Fundos Multimercados	115.147	1,89%	-12,39%	13,75%	-	
Fundo de Participações	4.559	-8,09%	-8,46%	0,54%	-	
<b>Investimentos no Exterior</b>	<b>53.356</b>	<b>3,10%</b>	<b>28,59%</b>	<b>6,37%</b>	<b>4,80%</b>	
<b>Imobiliário</b>	<b>105.293</b>	<b>0,70%</b>	<b>3,88%</b>	<b>12,57%</b>	<b>12,30%</b>	
<b>Operações com Participantes</b>	<b>2.070</b>	<b>0,91%</b>	<b>5,59%</b>	<b>0,25%</b>	<b>0,30%</b>	
<b>Total dos Investimentos</b>	<b>837.659</b>	<b>1,96%</b>	<b>-0,92%</b>	<b>100,00%</b>	<b>100,00%</b>	



PACV	Valor em R\$ Mil	Mensal	Anual	% da Carteira	Alocação PI	PORTFÓLIO
<b>Renda Fixa</b>	<b>216.854</b>	<b>0,46%</b>	<b>2,71%</b>	<b>58,11%</b>	<b>55,25%</b>	
ALM	119.134	0,45%	3,39%	31,92%	-	
CDI	72.467	0,26%	1,70%	19,42%	-	
Créditos	25.245	0,98%	0,98%	6,76%	-	
<b>Renda Variável</b>	<b>62.958</b>	<b>9,80%</b>	<b>-15,96%</b>	<b>16,87%</b>	<b>20,00%</b>	
Valor	62.959	9,80%	-15,96%	16,87%	-	
<b>Investimentos Estruturados</b>	<b>53.190</b>	<b>1,20%</b>	<b>-11,76%</b>	<b>14,25%</b>	<b>16,20%</b>	
Fundos Multimercados	50.152	1,83%	-11,95%	13,44%	-	
Fundo de Participações	3.039	-8,09%	-8,46%	0,81%	-	
<b>Imobiliário</b>	<b>38</b>	<b>-3,55%</b>	<b>-48,88%</b>	<b>0,01%</b>	<b>0,05%</b>	
<b>Investimentos no Exterior</b>	<b>37.970</b>	<b>3,11%</b>	<b>28,38%</b>	<b>10,17%</b>	<b>7,80%</b>	
<b>Operações com Participantes</b>	<b>2.194</b>	<b>0,93%</b>	<b>5,27%</b>	<b>0,59%</b>	<b>0,70%</b>	
<b>Total dos Investimentos</b>	<b>373.204</b>	<b>2,30%</b>	<b>-1,34%</b>	<b>100,00%</b>	<b>100,00%</b>	



PGA	Valor em R\$ Mil	Mensal	Anual	% da Carteira	Alocação PI	PORTFÓLIO
<b>Renda Fixa</b>	<b>6.042</b>	<b>0,26%</b>	<b>1,70%</b>	<b>100,00%</b>	<b>100,00%</b>	
CDI	6.042	0,26%	1,70%	100,00%	100,00%	
<b>Total dos Investimentos</b>	<b>6.042</b>	<b>0,26%</b>	<b>1,70%</b>	<b>100,00%</b>	<b>100,00%</b>	



INDICADORES ECONÔMICOS																
Ano	INPC	INPC + 5,30	IGPM	IPCA	CDI	105% CDI	150% CDI	IMA-B	IMA-B 5	IMA-B 5+	Ibovespa	Ibrx	Dólar	MSCI World R\$	Índice Pós-Fixado	Índice Pré-Fixado
2009	4,11%	-	-1,71%	4,31%	9,90%	10,39%	-	18,95%	14,97%	-	82,66%	72,84%	-25,49%	-	23,20%	10,42%
2010	6,47%	-	11,32%	5,91%	9,74%	10,23%	-	17,04%	13,04%	21,85%	1,04%	2,62%	-4,31%	-	10,05%	12,45%
2011	6,08%	-	5,10%	6,50%	11,59%	12,17%	-	15,11%	15,69%	14,48%	-18,11%	-11,39%	12,58%	-	6,51%	12,55%
2012	6,20%	-	7,81%	5,84%	8,41%	8,83%	-	26,68%	16,98%	34,21%	7,40%	11,55%	8,94%	-	16,94%	12,31%
2013	5,56%	-	5,53%	5,91%	8,05%	8,46%	-	-10,02%	2,78%	-17,07%	-15,50%	-3,13%	14,64%	-	-9,80%	11,77%
2014	6,23%	-	3,67%	6,41%	10,81%	11,35%	-	14,54%	11,64%	16,60%	-2,92%	-2,78%	13,39%	-	8,04%	12,18%
2015	11,28%	-	10,54%	10,67%	13,23%	13,89%	-	8,88%	15,46%	5,71%	-13,31%	-12,41%	47,01%	-	1,56%	17,07%
2016	6,58%	-	7,17%	6,29%	14,00%	14,70%	-	24,81%	15,48%	31,04%	38,93%	36,69%	-16,54%	-	17,13%	13,30%
2017	2,07%	-	-0,52%	2,95%	9,95%	10,45%	-	12,79%	12,58%	12,75%	26,86%	27,55%	1,50%	-	11,92%	7,55%
2018	3,43%	-	7,61%	3,75%	6,42%	6,74%	-	13,06%	9,87%	15,41%	15,03%	15,42%	17,13%	6,93%	7,27%	9,25%
2019	4,48%	-	7,30%	4,31%	5,97%	6,27%	-	22,95%	13,15%	30,37%	31,58%	33,39%	4,02%	32,81%	13,83%	8,87%

2020																
Ano	INPC	INPC + 5,30	IGPM	IPCA	CDI	105% CDI	150% CDI	IMA-B	IMA-B 5	IMA-B 5+	Ibovespa	Ibrx	Dólar	MSCI World R\$	Índice Pós-Fixado	Índice Pré-Fixado
Janeiro	0,19%	0,62%	0,48%	0,21%	0,38%	0,40%	0,56%	0,26%	0,56%	0,03%	-1,63%	-1,25%	5,92%	5,28%	1,22%	1,66%
Fevereiro	0,17%	0,60%	-0,04%	0,25%	0,29%	0,31%	0,44%	0,45%	0,64%	0,32%	-8,43%	-8,22%	5,37%	-3,54%	-1,81%	0,62%
Março	0,18%	0,61%	1,24%	0,07%	0,34%	0,36%	0,51%	-6,97%	-1,75%	-10,93%	-29,90%	-30,09%	15,56%	0,27%	-7,90%	0,60%
Abril	-0,23%	0,20%	0,80%	-0,31%	0,28%	0,30%	0,43%	1,31%	0,49%	2,01%	10,25%	10,27%	4,39%	15,80%	3,46%	0,61%
Mai	-0,25%	0,18%	0,28%	-0,38%	0,24%	0,25%	0,36%	1,52%	2,12%	1,02%	8,57%	8,52%	-0,01%	4,82%	1,78%	0,20%
Junho	0,30%	0,73%	1,56%	0,26%	0,22%	0,23%	0,32%	2,05%	1,12%	2,84%	8,76%	8,97%	0,92%	3,59%	2,26%	0,18%
<b>Acumulado</b>	<b>0,36%</b>	<b>2,98%</b>	<b>4,39%</b>	<b>0,10%</b>	<b>1,76%</b>	<b>1,85%</b>	<b>2,65%</b>	<b>-1,66%</b>	<b>3,17%</b>	<b>-5,26%</b>	<b>-17,80%</b>	<b>-17,39%</b>	<b>35,86%</b>	<b>28,02%</b>	<b>-1,44%</b>	<b>3,93%</b>