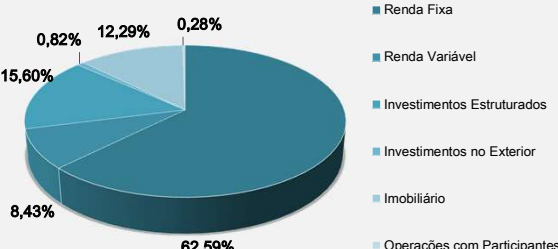
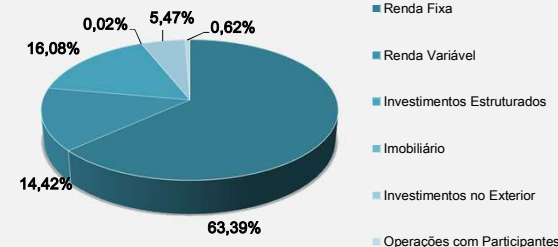


CARTEIRA DOS INVESTIMENTOS

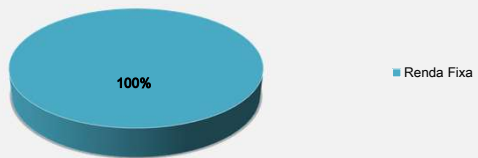
| PCA | Valor em R\$ Mii | Mensal | Anual | % da Carteira | Alocação PI | PORTFÓLIO |
|------------------------------------|------------------|---------------|---------------|----------------|----------------|-----------|
| Renda Fixa | 536.247 | 0,57% | 8,35% | 62,59% | 61,30% | |
| ALM | 469.606 | 0,53% | 8,58% | 54,81% | - | |
| CDI | 65.188 | 0,82% | 6,28% | 7,61% | - | |
| Créditos | 151 | -0,02% | -0,18% | 0,02% | - | |
| Outros | 1.301 | 0,43% | 4,57% | 0,15% | - | |
| Renda Variável | 72.193 | 2,01% | 31,37% | 8,43% | 8,00% | |
| Valor | 72.193 | 2,01% | 31,37% | 8,43% | - | |
| Investimentos Estruturados | 133.687 | 2,28% | 4,51% | 15,60% | 15,90% | |
| Fundos Multimercados | 126.958 | 2,41% | 5,32% | 14,82% | - | |
| Fundo de Participações | 6.729 | -0,10% | -7,15% | 0,79% | - | |
| Investimentos no Exterior | 7.011 | -1,11% | 24,08% | 0,82% | 0,40% | |
| Imobiliário | 105.293 | 0,69% | 4,39% | 12,29% | 14,00% | |
| Operações com Participantes | 2.384 | 0,91% | 9,14% | 0,28% | 0,40% | |
| Total dos Investimentos | 856.814 | 0,95% | 9,45% | 100,00% | 100,00% | |



| PACV | Valor em R\$ Mii | Mensal | Anual | % da Carteira | Alocação PI | PORTFÓLIO |
|------------------------------------|------------------|----------------|----------------|----------------|----------------|-----------|
| Renda Fixa | 234.770 | 0,62% | 6,71% | 63,39% | 63,25% | |
| ALM | 150.896 | 0,50% | 7,09% | 40,74% | - | |
| CDI | 83.773 | 0,82% | 6,28% | 22,62% | - | |
| Créditos | 101 | -0,02% | -0,18% | 0,03% | - | |
| Renda Variável | 53.420 | 2,01% | 31,18% | 14,42% | 14,00% | |
| Ativista | 7 | -0,26% | -2,40% | 0,00% | - | |
| Valor | 53.413 | 2,01% | 31,19% | 14,42% | - | |
| Investimentos Estruturados | 59.542 | 1,90% | 5,23% | 16,08% | 16,45% | |
| Fundos Multimercados | 55.056 | 2,07% | 6,72% | 14,87% | - | |
| Fundo de Participações | 4.486 | -0,10% | -7,15% | 1,21% | - | |
| Imobiliário | 70 | -42,78% | -50,93% | 0,02% | 0,10% | |
| Investimentos no Exterior | 20.260 | -1,11% | 24,08% | 5,47% | 5,50% | |
| Operações com Participantes | 2.295 | 1,08% | 8,73% | 0,62% | 0,70% | |
| Total dos Investimentos | 370.358 | 0,91% | 10,83% | 100,00% | 100,00% | |



| PGA | Valor em R\$ Mii | Mensal | Anual | % da Carteira | Alocação PI | PORTFÓLIO |
|--------------------------------|------------------|--------------|--------------|----------------|----------------|-----------|
| Renda Fixa | 6.769 | 0,82% | 6,28% | 100,00% | 100,00% | |
| CDI | 6.769 | 0,82% | 6,28% | 100,00% | 100,00% | |
| Total dos Investimentos | 6.769 | 0,82% | 6,28% | 100,00% | 100,00% | |



INDICADORES ECONÔMICOS

| Ano | INPC | INPC + 5,5 | INPC + 5,32 | IGPM | IPCA | CDI | 105% CDI | 124% CDI | IMA-B | IMA-B 5 | IMA-B 5+ | Ibovespa | Ibrx | Dólar | MSCI World R\$ | Índice Pós-Fixado | Índice Pré-Fixado |
|------|--------|------------|-------------|--------|--------|--------|----------|----------|---------|---------|----------|----------|---------|---------|----------------|-------------------|-------------------|
| 2009 | 4,11% | 9,84% | - | -1,71% | 4,31% | 9,90% | 10,39% | 12,27% | 18,95% | 14,97% | - | 82,66% | 72,84% | -25,49% | - | 23,20% | 10,42% |
| 2010 | 6,47% | 12,32% | - | 11,32% | 5,91% | 9,74% | 10,23% | 12,08% | 17,04% | 13,04% | 21,85% | 1,04% | 2,62% | -4,31% | - | 10,05% | 12,45% |
| 2011 | 6,08% | 11,91% | - | 5,10% | 6,50% | 11,59% | 12,17% | 14,38% | 15,11% | 15,69% | 14,48% | -18,11% | -11,39% | 12,58% | - | 6,51% | 12,55% |
| 2012 | 6,20% | 12,04% | - | 7,81% | 5,84% | 8,41% | 8,83% | 10,43% | 26,68% | 16,98% | 34,21% | 7,40% | 11,55% | 8,94% | - | 16,94% | 12,31% |
| 2013 | 5,56% | 11,37% | - | 5,53% | 5,91% | 8,05% | 8,46% | 9,99% | -10,02% | 2,78% | -17,07% | -15,50% | -3,13% | 14,64% | - | -9,80% | 11,77% |
| 2014 | 6,23% | 12,07% | - | 3,67% | 6,41% | 10,81% | 11,35% | 13,40% | 14,54% | 11,64% | 16,60% | -2,92% | -2,78% | 13,39% | - | 8,04% | 12,18% |
| 2015 | 11,28% | 17,40% | - | 10,54% | 10,67% | 13,23% | 13,89% | 16,40% | 8,88% | 15,46% | 5,71% | -13,31% | -12,41% | 47,01% | - | 1,56% | 17,07% |
| 2016 | 6,58% | 12,44% | - | 7,17% | 6,29% | 14,00% | 14,70% | 17,36% | 24,81% | 15,48% | 31,04% | 38,93% | 36,69% | -16,54% | - | 17,13% | 13,30% |
| 2017 | 2,07% | 7,68% | - | -0,52% | 2,95% | 9,95% | 10,45% | 12,34% | 12,79% | 12,58% | 12,75% | 26,86% | 27,55% | 1,50% | - | 11,92% | 7,55% |
| 2018 | 3,43% | 9,12% | - | 7,61% | 3,75% | 6,42% | 6,74% | 7,96% | 13,06% | 9,87% | 15,41% | 15,03% | 15,42% | 17,13% | 6,93% | 7,27% | 9,25% |

2019

| Ano | INPC | INPC + 5,5 | INPC + 5,32 | IGPM | IPCA | CDI | 105% CDI | 124% CDI | IMA-B | IMA-B 5 | IMA-B 5+ | Ibovespa | Ibrx | Dólar | MSCI World R\$ | Índice Pós-Fixado | Índice Pré-Fixado |
|------------------|--------------|--------------|--------------|--------------|--------------|--------------|--------------|--------------|---------------|---------------|---------------|---------------|---------------|--------------|----------------|-------------------|-------------------|
| Janeiro | 0,36% | 0,81% | 0,79% | 0,01% | 0,32% | 0,54% | 0,57% | 0,67% | 4,37% | 1,54% | 6,61% | 10,82% | 10,71% | -5,75% | 1,58% | 2,30% | 0,57% |
| Fevereiro | 0,54% | 0,99% | 0,98% | 0,89% | 0,43% | 0,49% | 0,52% | 0,61% | 0,55% | 0,55% | 0,55% | -1,86% | -1,76% | 2,37% | 5,45% | 0,45% | 0,79% |
| Março | 0,77% | 1,22% | 1,21% | 1,26% | 0,75% | 0,47% | 0,49% | 0,58% | 0,58% | 0,78% | 0,43% | -0,18% | -0,12% | 4,23% | 5,60% | 0,74% | 0,98% |
| Abril | 0,60% | 1,05% | 1,04% | 0,92% | 0,57% | 0,52% | 0,54% | 0,64% | 1,51% | 1,11% | 1,79% | 0,98% | 1,06% | 1,25% | 4,84% | 1,18% | 1,21% |
| Maio | 0,15% | 0,59% | 0,58% | 0,44% | 0,13% | 0,54% | 0,57% | 0,67% | 3,66% | 1,39% | 5,20% | 0,70% | 1,14% | -0,12% | -5,88% | 0,83% | 1,04% |
| Junho | 0,01% | 0,46% | 0,45% | 0,80% | 0,01% | 0,47% | 0,49% | 0,58% | 3,73% | 1,72% | 5,06% | 4,06% | 4,10% | -2,75% | 3,65% | 1,54% | 0,58% |
| Julho | 0,10% | 0,55% | 0,53% | 0,40% | 0,19% | 0,57% | 0,60% | 0,70% | 1,29% | 0,97% | 1,51% | 0,84% | 1,17% | -1,76% | -1,27% | 0,85% | 0,44% |
| Agosto | 0,12% | 0,57% | 0,55% | -0,67% | 0,11% | 0,50% | 0,53% | 0,62% | -0,40% | 0,05% | -0,77% | -0,67% | -0,16% | 9,92% | 7,67% | 0,24% | 0,53% |
| Setembro | -0,05% | 0,40% | 0,38% | -0,01% | -0,04% | 0,47% | 0,49% | 0,58% | 2,86% | 1,74% | 3,73% | 3,57% | 3,21% | 0,63% | 2,77% | 1,07% | 0,55% |
| Outubro | 0,04% | 0,49% | 0,47% | 0,68% | 0,10% | 0,48% | 0,51% | 0,60% | 3,36% | 1,65% | 4,67% | 3,50% | 3,26% | -3,85% | -1,40% | 0,90% | 0,38% |
| Acumulado | 2,67% | 7,35% | 7,20% | 4,79% | 2,60% | 5,17% | 5,43% | 6,41% | 23,57% | 12,09% | 32,45% | 23,35% | 24,42% | 3,34% | 24,62% | 10,54% | 7,31% |